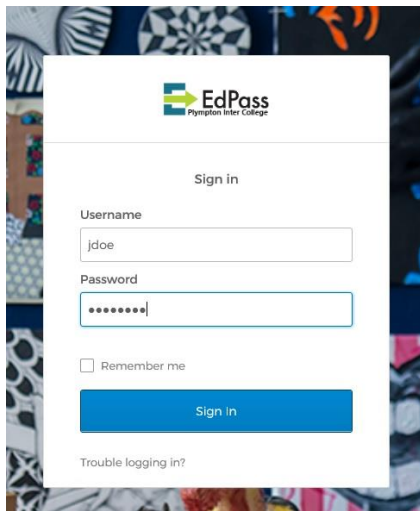
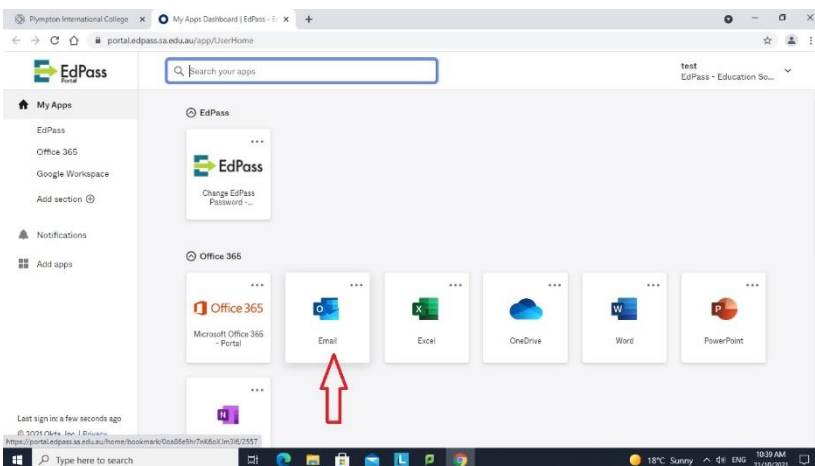


How to download Microsoft Applications from Office 365 (Do this from your home WiFi)

1. Logon on to **EdPass** : Type <https://portal.edpass.sa.edu.au/> on the Web. Enter your **curriculum username** (ie : jdoe) and your **password**.



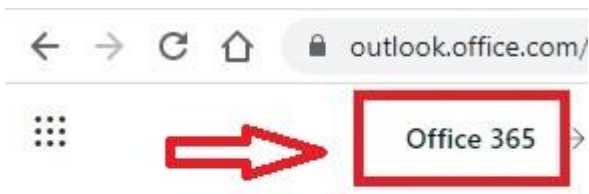
2. Click on **Email** :



3. When Outlook Email opens, Click the **App Launcher** (9 square dots at the top left of the outlook page, see below):

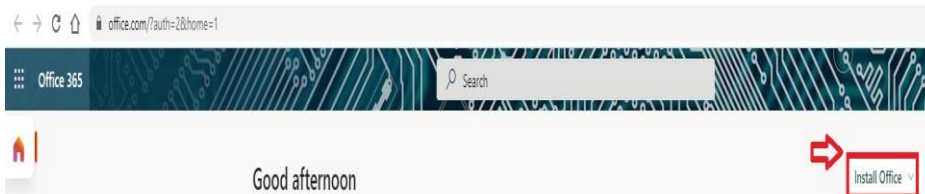


4. Click **Office 365** :

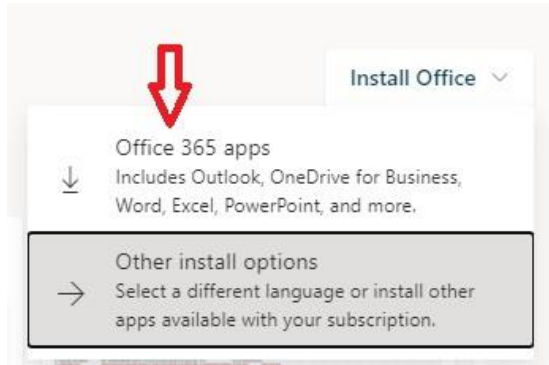


Apps

5. Click **Install Office** :



6. Click Office 365 Apps (this will begin the download)



7. Once downloaded, open the file and it will begin installing the Office365 apps.

